

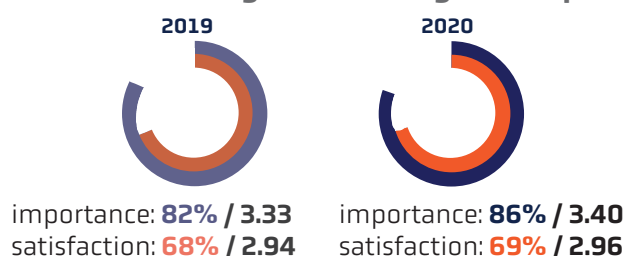
## NASPA CONSORTIUM STUDY

The Student Center participated in the 2019-2020 NASPA Consortium Student Unions and Programming study. A stratified random sample of students by classification (Fr, So, Jr, Sr) were invited to participate. Data were collected via an online survey in the spring of 2020, with 865 respondents. This reflects a 17.12% response rate. The following data points compare Auburn University spring 2020 versus spring 2019 data.\*

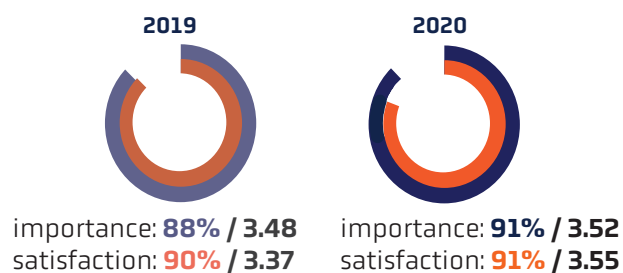
### FEATURES + CHARACTERISTICS OF THE STUDENT CENTER

Students indicated how important certain features and characteristics of the Student Union on their campus were to them, and their current level of satisfaction with each aspect.

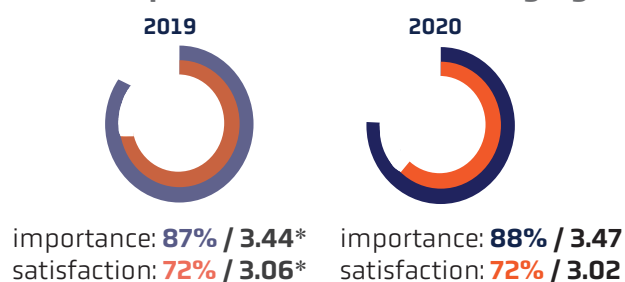
#### available lounges + meeting room space




#### welcoming + comfortable atmosphere



#### atmosphere conducive to studying



### OVERALL SATISFACTION WITH STUDENT CENTER



\* Campus Labs did not receive the minimum number of participants to create a National Report for the 2019-2020 year; these comparisons only include Auburn University data

### DECISION TO ATTEND

**89% of Auburn students** said if they could star over, they **would attend** this university **in comparison to 85% in 2019**



**81% of Auburn students** said the Student Center was **at least slightly important** in deciding where to attend college **in comparison to 73% in 2019**



### WEEKLY HABITS

**48% of Auburn students** spend **at least 4 hours** in the Student Center between Monday and Thursday **in comparison to 52% in 2019**



**72% of Auburn students** eat at the Student Center **at least 1-2 times** per week **in comparison to 78% in 2019**



**54% of Auburn students** study at the Student Center **at least 1-2 times** per week **a 26% increase from 2019**



**56% of Auburn students** visit the Student Center **on a weekend** **in comparison to 58% in 2019**

