

2013-2014

**DIVISION OF STUDENT AFFAIRS**



# STUDENT AFFAIRS

# 104



## FULL-TIME EMPLOYEES

ASSESSMENT & STRATEGIC PLANNING	AUBURN UNIVERSITY MEDICAL CLINIC	CAMPUS RECREATION
DEVELOPMENT	GREEK LIFE	HEALTH PROMOTION & WELLNESS SERVICES
PARENT & FAMILY PROGRAMS	RESIDENCE LIFE	STUDENT CENTER OPERATIONS
STUDENT COUNSELING SERVICES	STUDENT INVOLVEMENT	STUDENT CONDUCT

# 12

## DEPARTMENTS

### PROFESSIONAL

1,072

### GRADUATE

3,993

### TOTAL ENROLLMENT

24,864

### OUT-OF-STATE

38%

### FRESHMAN

4,522

### SENIOR

6,334

### IN-STATE

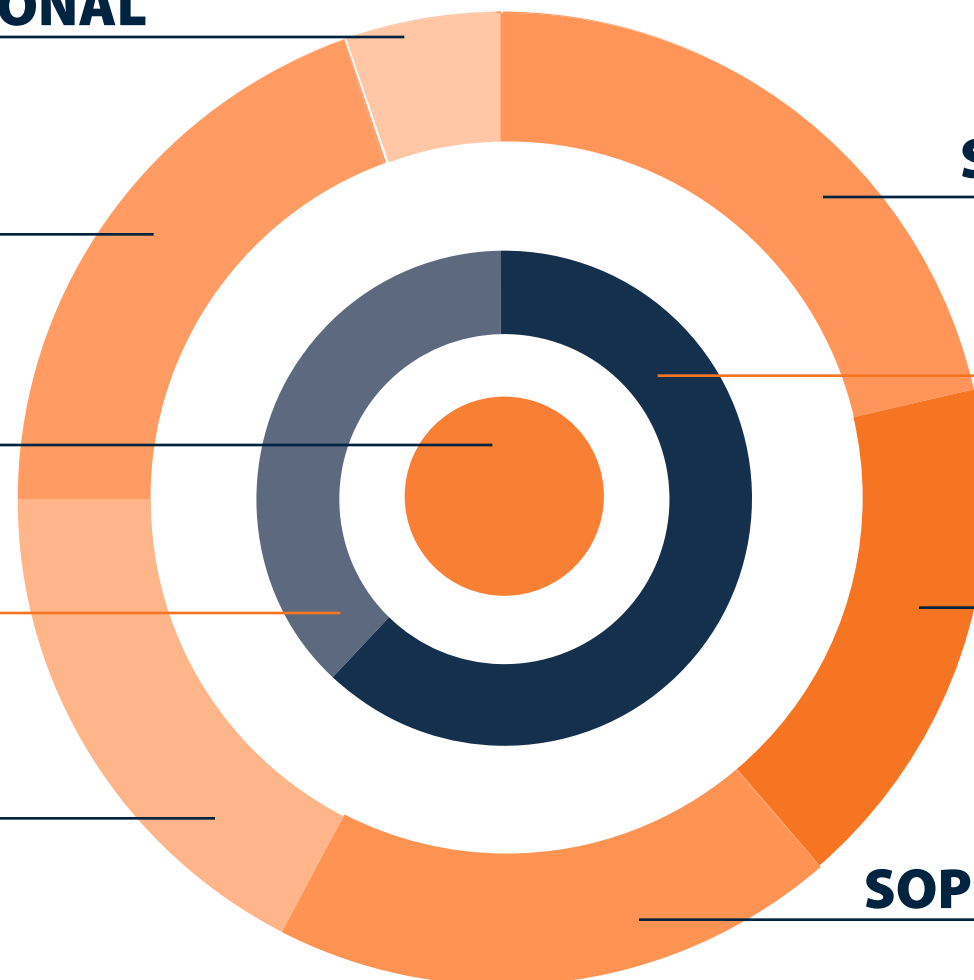
62%

### JUNIOR


4,589

### SOPHOMORE

4,354







HEALTH & WELLNESS



**38,890**

PATIENTS SEEN AT THE  
AUBURN UNIVERSITY MED  
CLINIC PER YEAR



### TOP FIVE REASONS FOR VISITS

1. UPPER RESPIRATORY INFECTION
2. GASTROENTERITIS
3. ANXIETY
4. FATIGUE
5. ATTENTION DEFICIT HYPERACTIVITY DISORDER

**44**

PERCENTAGE INCREASE IN PATIENTS SEEN  
BY STUDENT COUNSELING SERVICES  
FROM 2008-2009 TO 2012-2013

**7,553**

INDIVIDUAL THERAPY SESSIONS CONDUCTED BY STUDENT  
COUNSELING SERVICES DURING THE ACADEMIC YEAR

**8 SENIOR STAFF COUNSELORS**



**470** STUDENT  
APPOINTMENTS

**17,250**

STUDENT  
INTERACTIONS

**56**

CALLS IN LAST  
TWO YEARS







STUDENT CENTER

CAMPUS RECREATION



 **751,292** VISITS FROM 2010-2013  
**5,095** RESERVATIONS ANNUALLY

## 13 RESERVATION SITES OVERSEEN BY STUDENT CENTER OPERATIONS

CATER LAWN  
FOY AUDITORIUM  
FOY HOSPITALITY SUITE  
GRAVES AMPHITHEATER  
HALEY CONCOURSE  
HAY FIELDS  
OPEN AIR FORUM

ROOSEVELT CONCOURSE  
STUDENT CENTER  
STUDENT CENTER GREEN SPACE  
STUDENT CENTER OUTSIDE PATIOS  
THATCH CONCOURSE  
UNIVERSITY CHAPEL



**240,000** SQUARE FEET



**86,278** VISITS SINCE OPENING



**145** AVERAGE NUMBER OF GROUP FITNESS CLASSES TAUGHT EACH WEEK



**546** TOTAL FACULTY/STAFF AND SPOUSE/PARTNER MEMBERS OF RECREATION & WELLNESS CENTER



**1,011** INTRAMURAL TEAMS

**11,197** STUDENT PLAYERS

**3,513** INTRAMURAL SPORTS  
**LAST YEAR**





STUDENT INVOLVEMENT

**24,000**

STUDENTS REACHED  
ANNUALLY THROUGH  
UNIVERSITY PROGRAM  
COUNCIL

**19** PACEMAKER AWARDS,  
COLLEGIATE JOURNALISM'S  
HIGHEST AWARD, WON BY  
THE AUBURN PLAINSMAN

**7** COLLEGIATE  
MASCOT  
NATIONAL  
CHAMPIONSHIPS  
AWARDED TO AUBIE

EAGLE EYE NEWS, RUN  
BY STUDENTS, AIRS  
**24** HOURS A  
DAY IN HD

**926** STUDENTS  
APPLIED AND  
**405** WERE  
ACCEPTED TO  
FRESHMAN  
LEADERSHIP  
PROGRAMS



**425** REGISTERED  
STUDENT  
ORGANIZATIONS

**40** PROGRAMS  
SPONSORED  
ANNUALLY BY THE STUDENT  
GOVERNMENT ASSOCIATION

**20%** OF THE BLACK  
STUDENT  
UNION'S ACTIVITIES SUP-  
PORT MINORITY STUDENT  
RECRUITMENT INITIATIVES

THE INTERNATIONAL STUDENT  
ORGANIZATION HOSTS MORE THAN  
**40** ANNUAL  
INTERNATIONAL  
SOCIAL EVENTS

**10,000**

SERVICE HOURS  
COMPLETED ANNUALLY  
IN LEE COUNTY BY IMPACT  
VOLUNTEERS THROUGH  
THE CENTER FOR  
COMMUNITY SERVICE



# GREEK LIFE

NATIONAL PANHELLENIC COUNCIL  
3,523 STUDENTS



29% OF UNDERGRADUATE STUDENTS

NATIONAL PAN-HELLENIC COUNCIL  
102 STUDENTS

INTERFRATERNITY COUNCIL  
2,310 STUDENTS

**A<sup>+</sup>** **3.05** AVERAGE ALL-GREEK GRADE  
POINT AVERAGE  
**2.94** AVERAGE ALL-UNDERGRADUATE  
GRADE POINT AVERAGE

**135** YEARS OF GREEK LIFE  
AT AUBURN

**\$ 1 MILLION**  
IS DONATED BY THE GREEK COMMUNITY TO  
PHILANTHROPIES EACH YEAR

**5%** OF GREEK STUDENTS  
ARE MINORITY  
**11%** OF MINORITY  
UNDERGRADUATE  
STUDENTS, OUT OF  
**13.5%** ARE INVOLVED IN GREEK  
ORGANIZATIONS

 **90,500** TOTAL HOURS OF COMMUNITY  
SERVICE PERFORMED ANNUALLY





STUDENT CONDUCT

119

CASES ADJUDICATED BY STUDENT CONDUCT EACH FALL SEMESTER

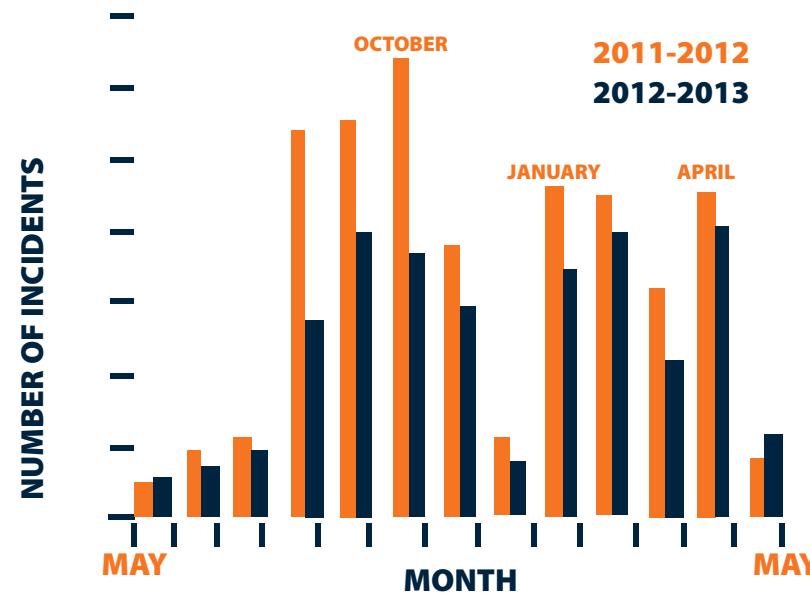
### TOP 3 CODE OF STUDENT DISCIPLINE VIOLATIONS

1. VIOLATION OF POLICY FOR ATHLETIC EVENTS
2. PUBLIC INTOXICATION/DRIVING UNDER THE INFLUENCE
3. POSSESSION OF DRUGS



411

CRITICAL INCIDENTS HANDLED BY CRITICAL INCIDENT RESPONSE TEAM




NUMBER OF CRITICAL INCIDENTS MANAGED BY CRITICAL INCIDENT RESPONSE TEAM BY MONTH



STUDENT CONDUCT HOLDS AN ANNUAL STUDENT MEMORIAL CEREMONY TO HONOR STUDENTS WHO PASS AWAY DURING THE ACADEMIC YEAR



RESIDENCE LIFE



**4,216**  
**UNDERGRADUATE  
STUDENTS LIVING  
ON-CAMPUS**



**92%** **OF ON-CAMPUS  
FRESHMEN**

**VERSUS**

**86%** **OF OFF-CAMPUS  
FRESHMEN**

**RETAINED FOR THEIR SECOND YEAR**

**586** **COMMUNITY PROGRAMS HOSTED  
BY HALL STAFF MEMBERS**



**SOUTH  
DONAHUE  
409**



**QUAD  
903**



**HILL  
1,342**



**VILLAGE  
1,615**

**TOTAL STUDENTS LIVING IN ON-CAMPUS HOUSING 4,269:17%**